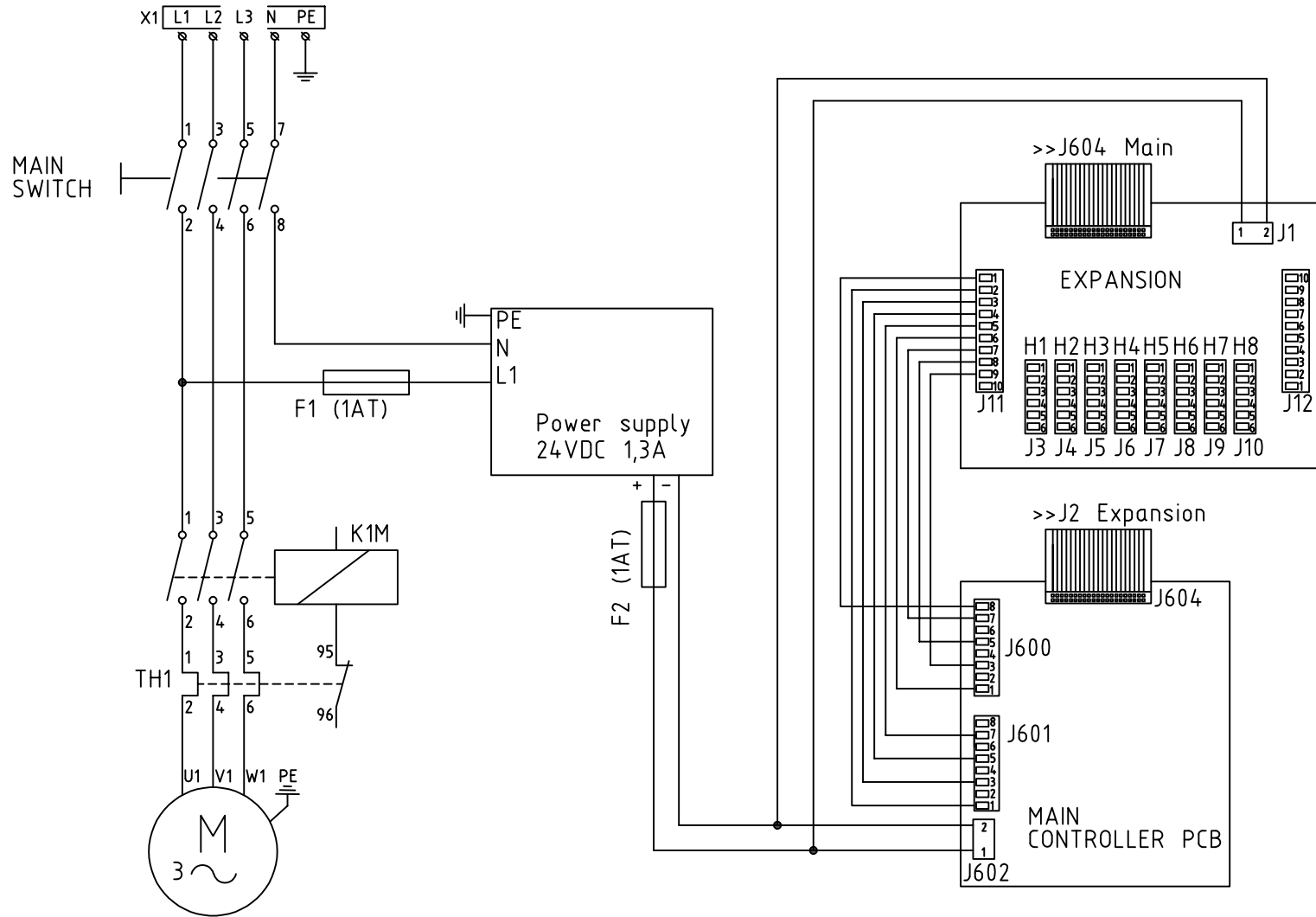


CUSTOMER FUSE 16Amp(C-type)
 CABLE 5 X 2,5mm²(max. dis 100metre)



Ferlin

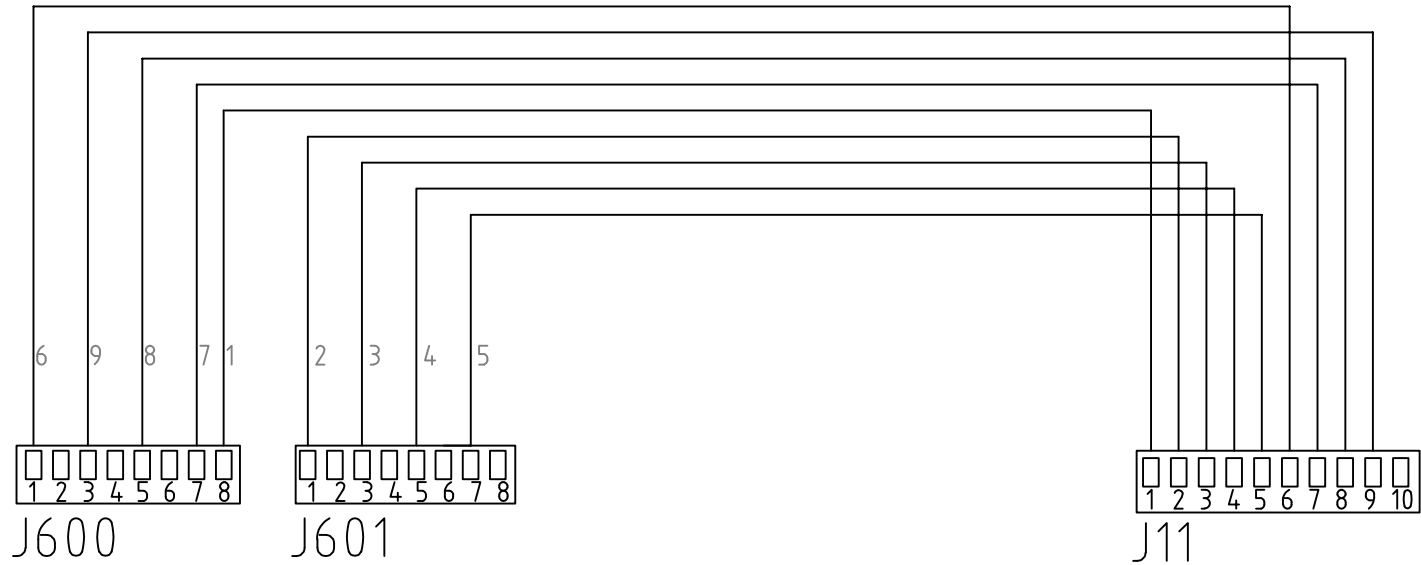
Rudolf Dieselstraat 15A
 7442 DR
 Nijverdall
 HOLLAND
 www.ferlin.nl
 +31 548 - 745 370

PROJECT: MOVAC CONTROL 8 HL + 1P 400VAC
 SUBJECT: MAIN DIAGRAM

DRAWN BY: H. Wennemars
 DATE: 22-02-2016
 PROJECTNO.
 PAGE: 1 OF: 6

DRAWING NUMBER: M-008
 REVISION: 9-8-2023

A4



J11 Connector
 1=-
 2=Pump tripped (inp)
 3=Extern alarm reset (option)
 4=HL 1 Low (inp)
 5=Alarm light (out)
 6=Line cleaning (out)
 7=Vacuum valve HL1 (out)
 8=Filter cleaning HL1 (out)
 9=Proportional valve HL1 (out)
 10=+

Ferlin

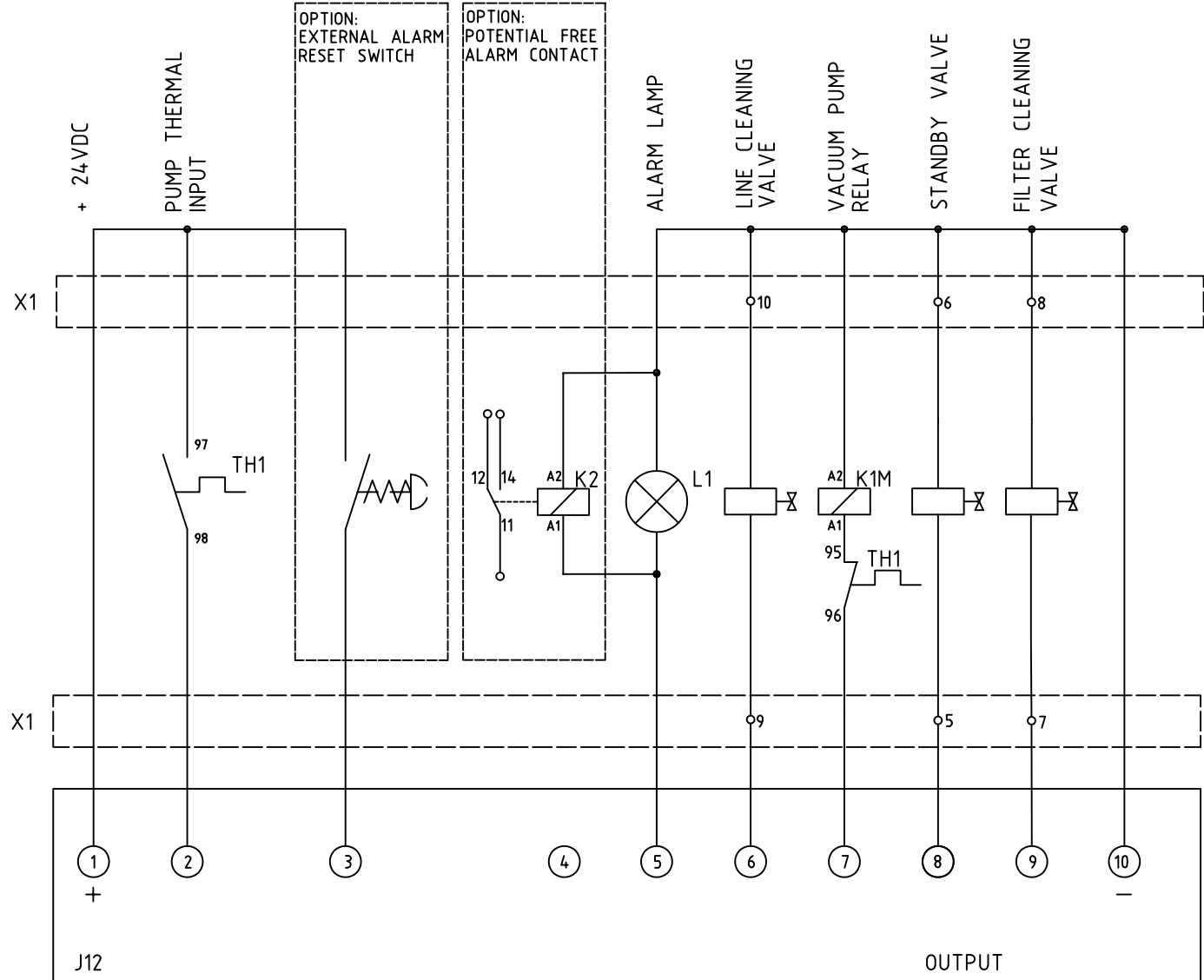
Rudolf Dieselstraat 15A
 7442 DR
 Nijverdalen
 HOLLAND
 www.ferlin.nl
 +31 548 - 745 370

PROJECT: MOVAC CONTROL 8 HL + 1P 400VAC
 SUBJECT: CABLE CONTROLLER-EXPANSION

DRAWN BY: H. Wennemars
 DATE: 22-02-2016
 PROJECTNO:
 PAGE: 2 OF: 6

DRAWING NUMBER: M-008
 REVISION: 9-8-2023

A4



Ferlin

Rudolf Dieselstraat 15A
7442 DR Nijverdal
HOLLAND
www.ferlin.nl
+31 548 - 745 370

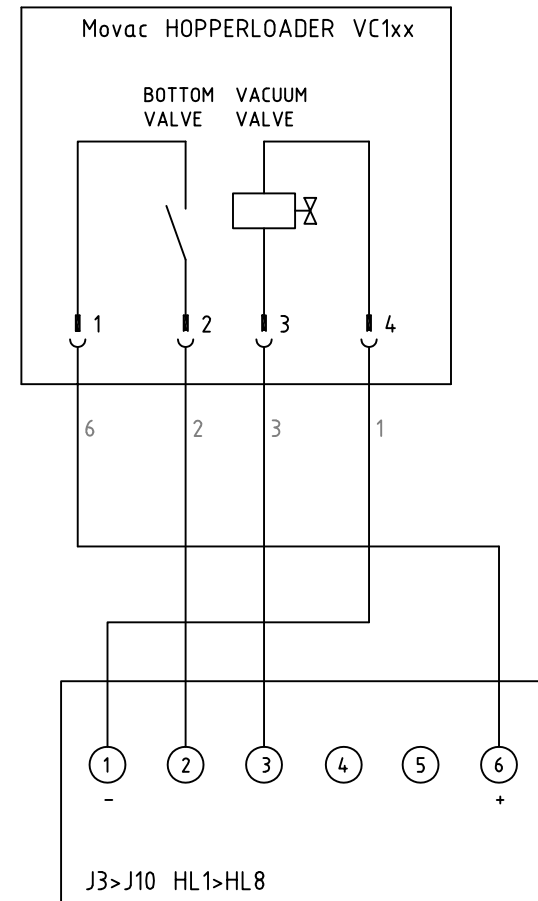
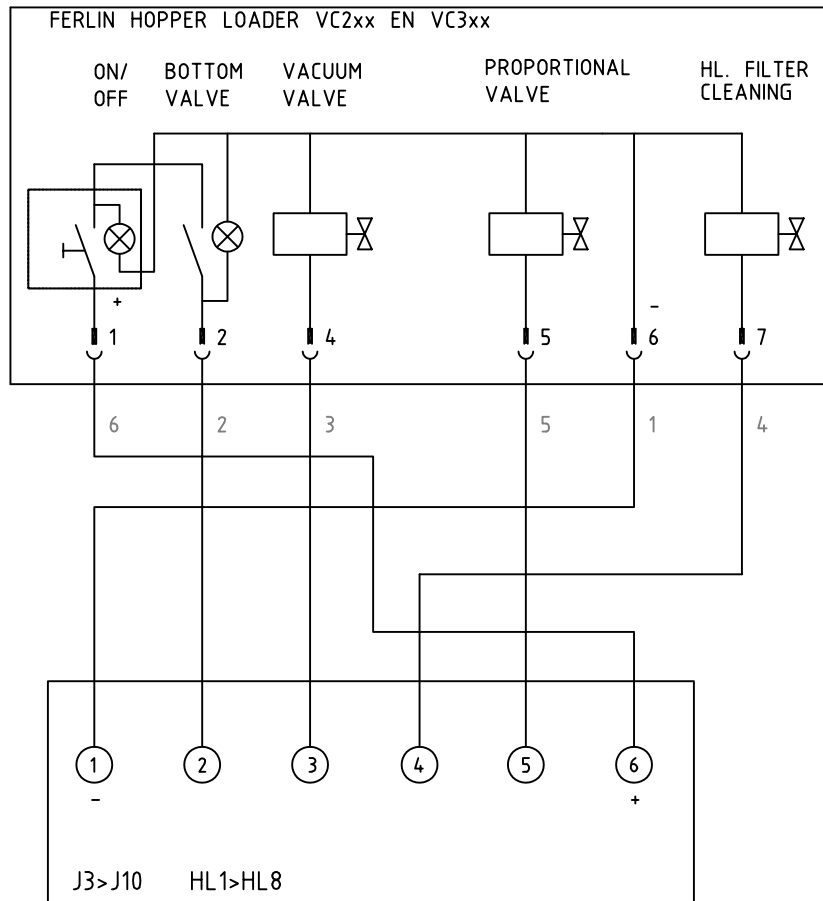
PROJECT:
MOVAC CONTROL 8 HL + 1P 400VAC

SUBJECT:
GENERAL I/O CONNECTION

DRAWN BY: H. Wennemars
DATE: 22-02-2016
PROJECTNO.
PAGE: 3 **OF:** 6

DRAWING NUMBER:
M-008
REVISION:
9-8-2023

A4



Ferlin

Rudolf Dieselstraat 15A
7442 DR
Nijverdal
HOLLAND
www.ferlin.nl
+31 548 - 745 370

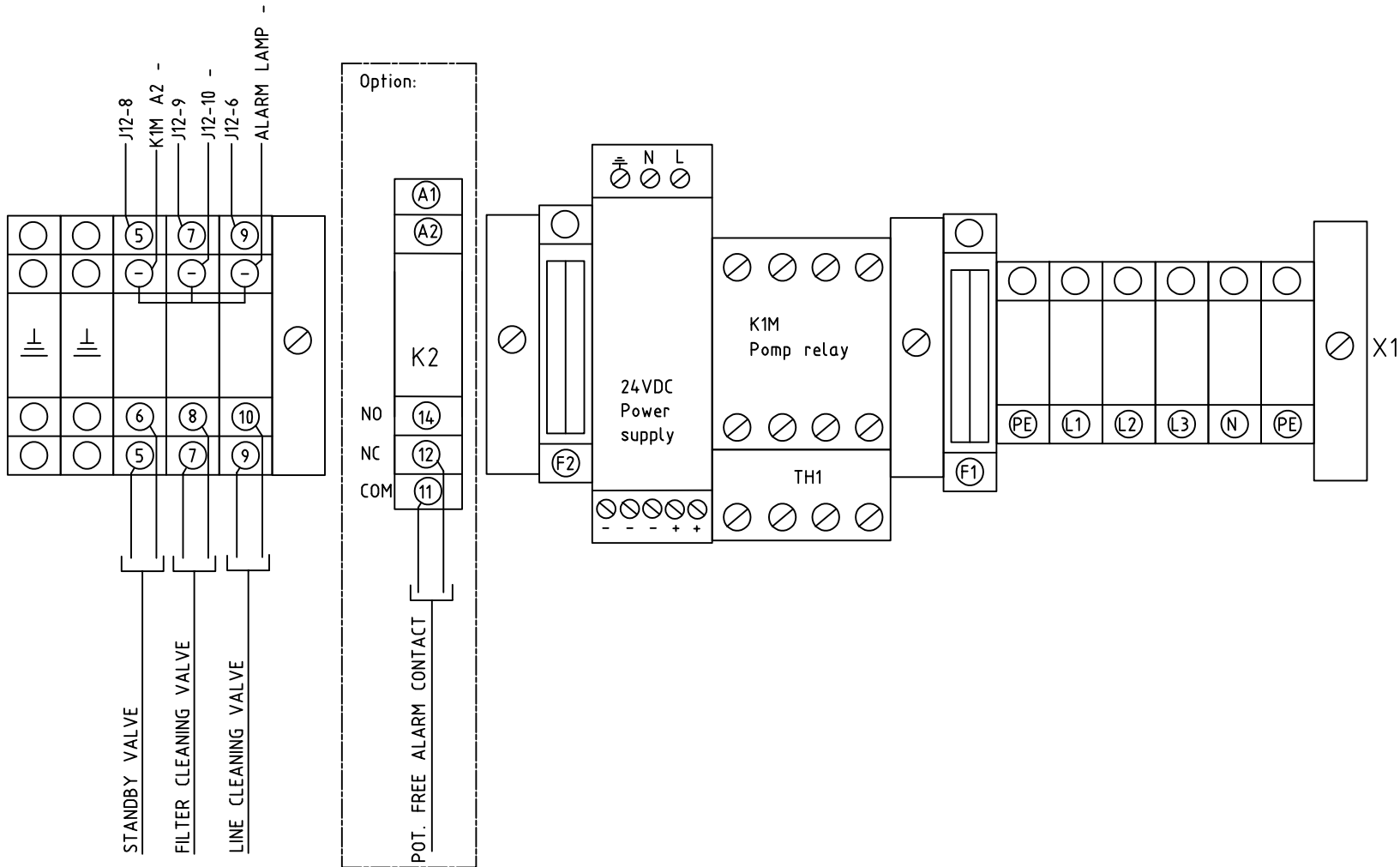
PROJECT:
MOVAC CONTROL 8 HL + 1P 400VAC

SUBJECT:
I/O CONNECTOR HOPPER LOADER

DRAWN BY: H. Wennemars
DATE: 22-02-2016
PROJECTNO.
PAGE: 4 OF: 6

DRAWING NUMBER:
M-008
REVISION:
9-8-2023

A4



Ferlin

Rudolf Dieselstraat 15A
7442 DR
Nijverdal
HOLLAND
www.ferlin.nl
+31 548 - 745 370

PROJECT: MOVAC CONTROL 8 HL + 1P 400VAC
SUBJECT: CONNECTIONS X1

DRAWN BY: H. Wennemars
DATE: 22-02-2016
PROJECTNO.
PAGE: 5 OF: 6

DRAWING NUMBER: M-008
REVISION: 9-8-2023

A4

POS.	QUANTITY	PART DESCRIPTION	TYPE	PART NUMBER
17				
16				
15				
14				
13				
12				
11				
10	1	24VDC POWER SUPPLY	S8VK-G03024	04E34.03024
9	1	ALARM LAMP	LP4XMV/2	01E40.80200
8	1	MEMBRANE SWITCH FOIL	3.02.002	04E30.02002
7	1	EXPANSION I/O PCB	5.07.042	04E30.07042
6	1	MAIN PCB	5.07.041	04E30.07041
5	2	F1, F2 FUSE CLAMP	WEIDM. WSI 6	01E31.10280
4	or	MOTOR PROTECTION TH1	ZB12-10 6-10A (see inscription on the device)	01E31.68440
3	or	MOTOR PROTECTION TH1	ZB12-6 4-6A (see inscription on the device)	01E31.68439
2	1	MOTOR REALAY K1M	DILEM 12-10	01E31.67688
1	1	MAIN SWITCH	T0-2-8900	01E31.67400
POS.	QUANTITY	PART DESCRIPTION	TYPE	PART NUMBER

Ferlin

Rudolf Dieselstraat 15A
7442 DR
Nijverdal
HOLLAND
www.ferlin.nl
+31 548 - 745 370

PROJECT:
MOVAC CONTROL 8 HL + 1P 400VAC

SUBJECT:
BILL OF MATERIALS PLC

DRAWN BY: H. Wennemars
DATE: 22-02-2016

PROJECTNO.
PAGE: 6 **OF:** 6

DRAWING NUMBER:
M-008

REVISION:
9-8-2023

A4